

2 0 1 1

PREMIUM FIBERGLASS ENTRY DOORS



Richersons

MASTERGRAIN™

Enterprise Limited


INTRODUCTION

Premium Fiberglass Entry Doors, Sidelites and Doorlite Frames.

MasterGrain, produced by Weber Manufacturing Technologies Inc. is a premium line of fiberglass Entry Door slabs, Sidelite slabs with matching durable fiberglass Doorlite Frames. The patented "Weber Grain Technology", used to manufacture MasterGrain products, creates the most authentic wood replication to be found in the door industry today. The Doors are offered in Mahogany, Oak and Fir grains. Dare to compare this and our state of the art structural construction to any fiberglass door on the market today and you will see "THE DIFFERENCE IS IN THE DETAILS".

At the beginning of 2010, Richersons Enterprise Limited has taken on the distribution of this fine product and will promote it under our 'Designer Arch' Series of door products. Richersons is fully committed to a stocking program at both of our Richmond Hill, Ontario & Langley, British Columbia facilities.

Rustic Cherry Two Panel Plank with Full Sidelites




WEBER GRAIN TECHNOLOGY

Premium Fiberglass Entry Doors, Sidelites and Doorlite Frames.




Weber Grain Technology is a patented process that authentically replicates any natural surface. The door process begins by hand selecting the most desirable wood pieces to build a real wood door. A silicone casting accurately picks up the finest details of the wood grain and is transferred into a door mold using our Nickel Vapor Deposition Technology. The mold produces fiberglass skins used on MasterGrain doors with random grain depths and all the natural characteristics of real wood. It is virtually impossible to distinguish between our fiberglass doors and a real wood door at 4 to 5 times the price.



Cherry, known as a premium hardwood, prized for its natural luster, attractive grain, and rich warm glow. Native to North America, this elegant wood is a favorite and widely used throughout many homes. MasterGrain Doors allow the homeowner to complete the cherry wood theme with its natural looking grain captured on a durable fiberglass door.



Oak, native to northern hemispheres, is known for great strength, hardness with very attractive grain markings. MasterGrain Oak truly replicates this attractive grain with authenticity unmatched by any fiberglass door.



Mahogany, is considered the worlds premier exotic wood native to Latin America. With its fine texture, uniform to interlocking grain ranging from straight to curly, these irregularities produce highly attractive figures. MasterGrain produces the only Fiberglass Entry Doors available on the market today that has truly captured these most desirable traits.



Fir, has been repeatedly chosen by architects and engineers who look for the best in structural lumber. Its tight knotted and close vertical grain is also particularly attractive and appreciated by designers who understand the importance of the finest appearance. Using the same grain technology, MasterGrain's captures every bit of details from a distinctive fir hardwood and transfers it into its Craftsman door collection.


Note: Stain colors shown above are example only. All grain types can be stained whatever color desired.



Door Size	2 Panel	2 Panel Plank	2 Panel	2 Panel Plank	3 Panel	6 Panel	8 Panel
30" x 80"			•	•			
2'10" x 80"			•	•			
28" x 80"			•	•			
30" x 6'8"	•	•			•	•	•
2'10" x 6'8"	•	•			•	•	•
2'8" x 6'8"	•	•			•	•	

Note: 1. Stain colors shown above are example only. All grain types can be stained whatever color desired.
 2. Sidelite panels do not come with glass insert cut-outs.

Rustic Cherry Two Panel Plank





Sidelite Size	Full Lite	3/4 Lite	8' 3/4 Lite
1'2" x 8'0"			•
1'4" x 6'8"	•	•	
1'2" x 6'8"	•	•	
1'0" x 6'8"	•	•	

Note: 1. Stain colors shown above are example only. All grain types can be stained whatever color desired.
 2. Sidelite panels do not come with glass insert cut-outs.



Rustic Cherry Two Panel

Cherry Grain



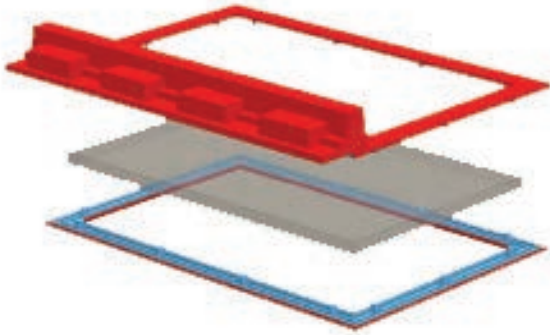
New for 2011



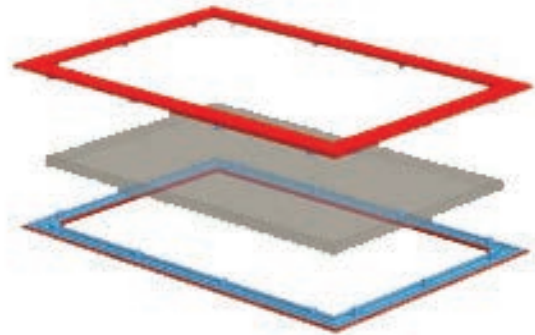
Available Features Include: authentic Fir grain, removable fiberglass glass frame for easy field service, reduced inventory cost, integrated dentil shelf made of durable fiberglass, strong and secure, simulated divided lite bars.



CRAFTSMAN 2 PANEL FIR WITH DENTIL SHELF



NON DENTIL SHELF OPTION



INTEGRATED DENTIL SHELF OPTION

Craftsman
solid panel
photo

Craftsman
sidelite
photo

Door size	Craftsman	Craftsman sidelite
3'0" x 6'8"	•	
2'10" x 6'8"	•	
1'2" x 6'8"		•
1'0" x 6'8"		•

MAHOGANY COLLECTION



Door Size	6 Panel	3 Panel	3/4 Lite
3'0" x 6'8"	•	•	
2'10" x 6'8"	•	•	
2'8" x 6'8"	•	•	
1'4" x 6'8"			•
1'2" x 6'8"			•
1'0" x 6'8"			•

Note: 1. Stain colors shown above are example only. All grain types can be stained whatever color desired.
 2. Sidelite panels do not come with glass insert cut-outs.

OAK COLLECTION



Door Size	6 Panel	3 Panel	3/4 Lite
3'0" x 6'8"	•	•	
2'10" x 6'8"	•	•	
2'8" x 6'8"	•	•	
1'4" x 6'8"			•
1'2" x 6'8"			•
1'0" x 6'8"			•

Note: 1. Stain colors shown above are example only. All grain types can be stained whatever color desired.
 2. Sidelite panels do not come with glass insert cut-outs.

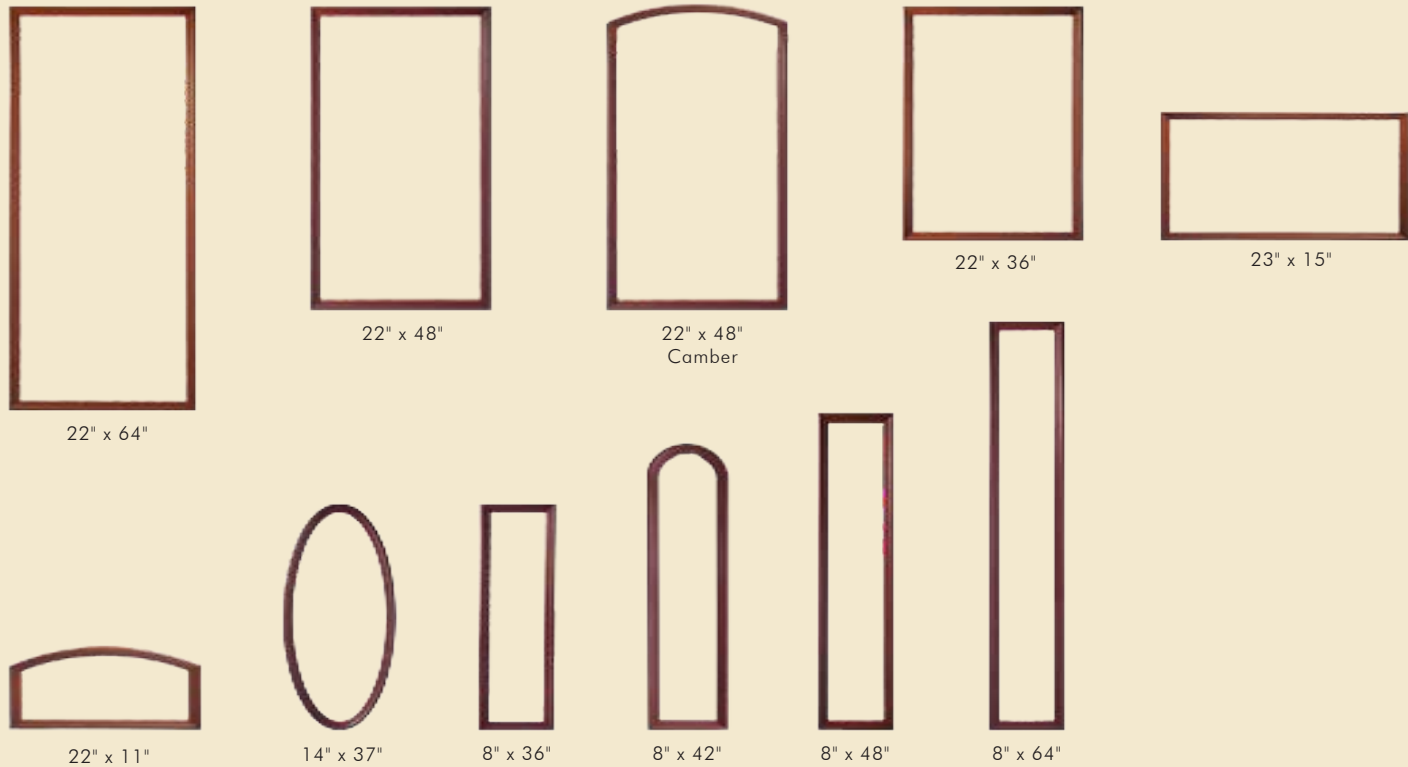


TRADITIONAL MAHOGANY 3 PANEL WITH FIBERGLASS
SIMULATED DIVIDED LITES

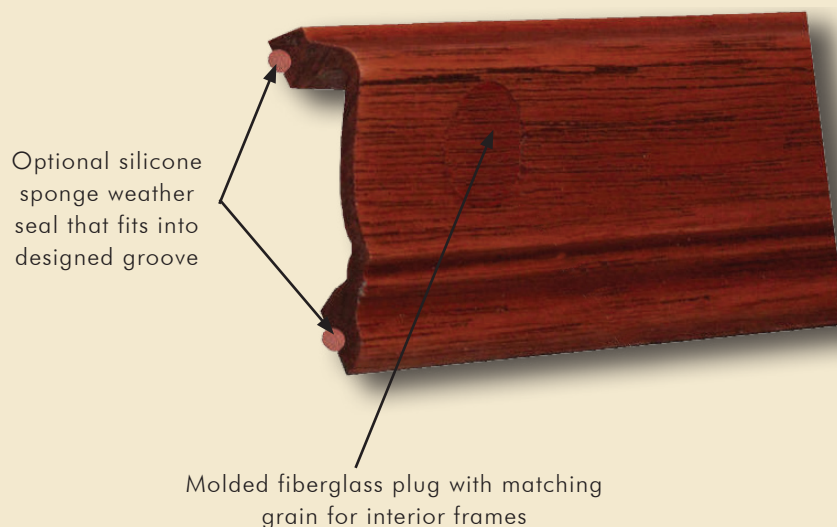
Available Features Include: matching SDL's for Oak, Mahogany, Cherry and Fir, various standard configurations to be available

DOORLITE & SIDELITE FRAMES

Designer Arch™ MasterGrain Doorlite and Sidelite Frames are also produced in fiberglass, providing a perfect match to our doors. Our frames provide unsurpassed strength and durability compared to any competitive doorlite frame available. They will not warp or twist even under radical or extreme fluctuations in temperatures.



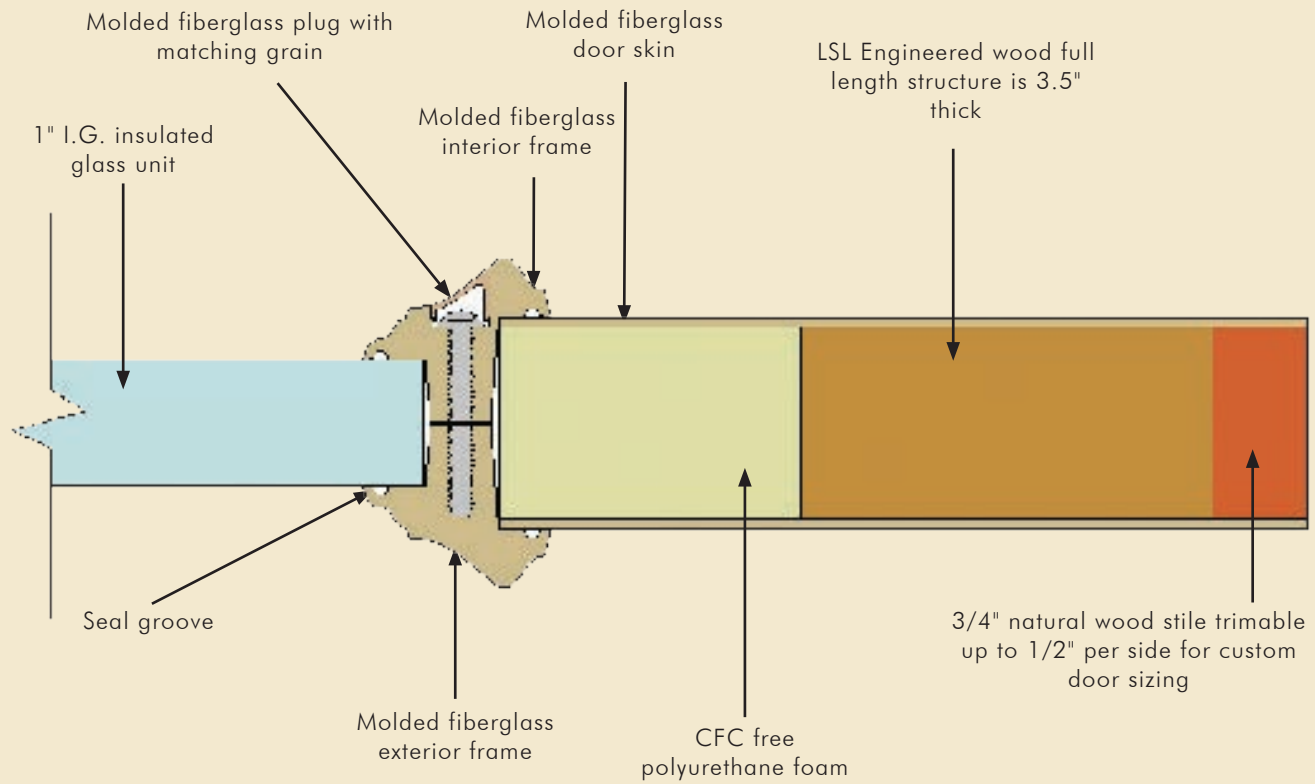
CROSS SECTION OF LITE FRAME



Why Designer Arch™ MasterGrain fiberglass frames?

- Perfect grain match to MasterGrain doors.
- Perfect stain match to MasterGrain doors.
- Equal expansion and contraction to fiberglass doors during extreme temperature fluctuations.
- Fiberglass frames are more rigid than competitive plastic frames. This ensures a tight weather seal to the door.
- Fiberglass will not warp or twist under extreme temperatures.
- The frames accept an extruded silicone seal eliminating the need for messy caulking

DOOR CROSS SECTION DRAWING



True square edge design offers an attractive wood door appearance and permits easy field trimming.

Top & bottom rails are made of no-rot composite material.

CERTIFICATIONS & WARRANTY

Designer Arch™ MasterGrain doors, sidelites and fiberglass frames are severe weather tested to meet the requirements of most hurricane zones throughout the US. This rigorous testing insures MasterGrain doors are built with quality components throughout. Designer Arch™ MasterGrain doors can be used in the production of ENERGY STAR approved door systems.

MasterGrain is certified with the National Fenestration Rating Council (NFRC). The NFRC is a third-party, non-profit organization that provides certified rating and labeling programs that enable consumers to compare the energy and performance features of windows, doors, and skylights. All Energy Star rated products follow the test procedures established by the NFRC.

Weber Manufacturing tested the MasterGrain doors for "THERMAL BOW" resistance. It was concluded that the effects of severe temperature differences between the interior and exterior sides of the door was minimal and would not affect the performance of the door.

Every door is backed by a limited lifetime warranty. We not only stand behind manufacturing defects, but also warrant against "THERMAL BOW"

More details on our warranty and test results can be found by visiting us at www.mastergrain.com.



Distributed by :



Richersons

Enterprise Limited

MASTERGRAIN™

“Richersons door products
are used in the manufacturing of
Energy Star approved door systems”



Printed in Canada

www.richersonsdoors.com